

15 minutes:

- Watch a subject specific video that has been uploaded to GC
- Make bullet points on this
- Consider how you can apply this to what you have learnt.

15 minutes:

- Examine exam questions on a specific topic.
- Choose the question you find the most difficult and write down what you already know.



15 minutes:

- Plan an answer to the question you have chosen
- Find a model answer and compare its content to your plan
- Read examiners feedback report.

15 minutes:

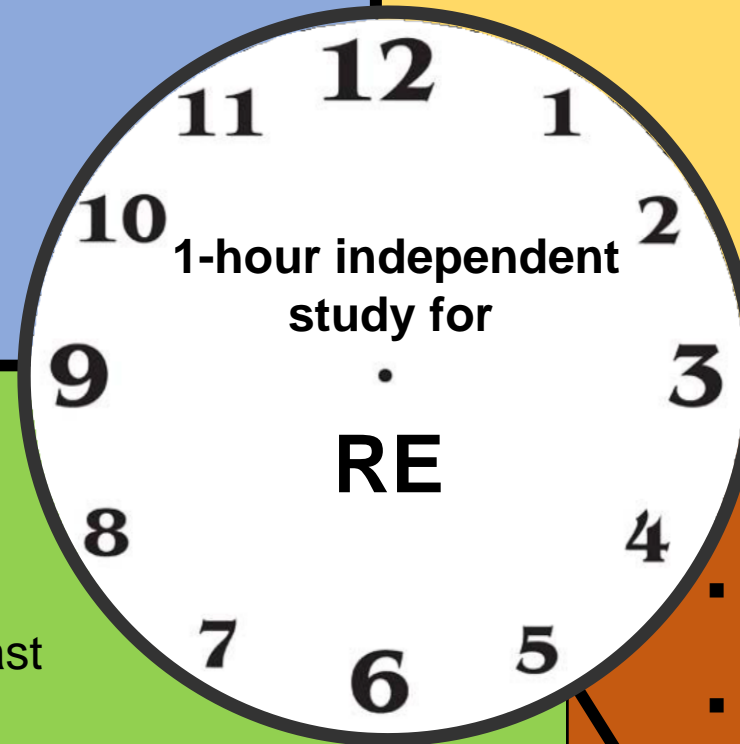
- Look up and create revision notes on the theme/focus, accompany with imagery and symbols.

15 minutes:

- Bullet point your other thoughts
- ready to review in the next
- independent study hour.

15 minutes:

- Find an exam question on what you are reading.
- Essay plan from memory.



15 minutes:

- Start to complete the essay spending 25 minutes giving at least a for and against argument...

15 minutes:

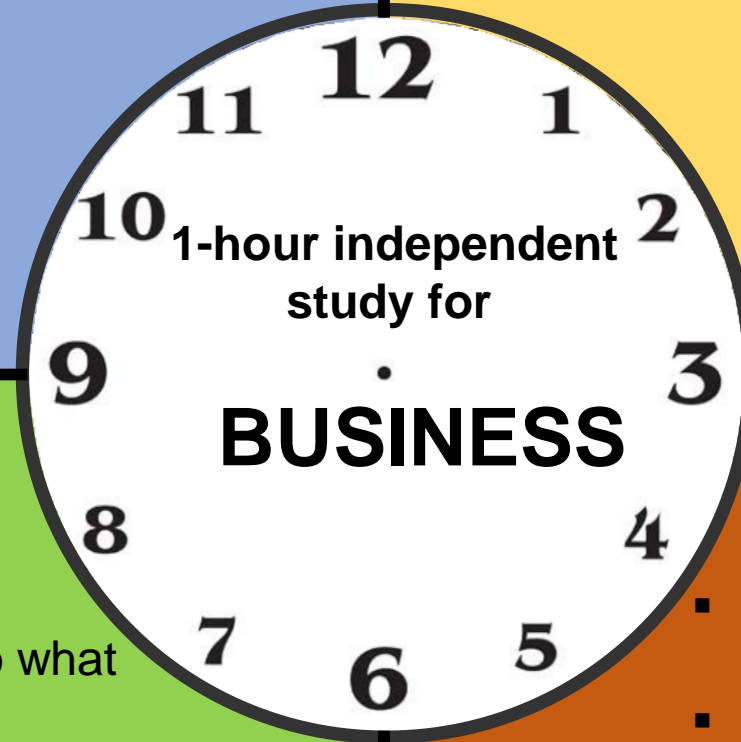
- Dig deeper into notes and revise for content key philosophers.
- Add to essay plan.

15 minutes:

- Check your Google Classroom for each Business unit for any outstanding work.
- Get yourself up-to-date.

15 minutes:

- Listen to a Business podcast/YouTube Video.
- Make notes on links to the Business Unit specifications.



15 minutes:

- Read the Business News on BBC.
- Make links to what you have read to what you have learnt in class.

15 minutes:

- Create flashcards with key Business words from a topic.
- Look up any words that you do not understand on Tutor2U.
- Test yourself using the flashcards.

15 minutes:

- Create an A4 Mind map on themes that interest you? for example:
- Architecture, exotic plants/flowers, birds of prey, decay, skulls, transport, human form, insects, identity, war, food etc...

15 minutes:

- Independently select artist number 2 that is linked to your chosen theme.
- What media do they use?
- How do they experiment with the formal elements?
- What themes appear in their work?
- Who/what inspired the artist?
- Is their work contemporary? why/why not?

15 minutes:

- Independently select artist number 1 that is linked to your chosen theme.
- What media do they use?
- How do they experiment with the formal elements?
- What themes appear in their work?
- Who/what inspired the artist?
- Is their work contemporary? why/why not?

15 minutes:

- Please select 2 examples from each artist, you will now create 2 responses.
- You will also need to gather smaller A7 size images for your book to support your analysis. 4-6 in total.



15 minutes:

- Self assess which is better.
- WHY?

15 minutes:

- Look at last essay feedback and identify a theme/context you need to develop.
- Login to EMC and find an article and focus on that theme for your text.
- Read and highlight.



15 minutes:

- Go back to the essay and use new understanding to improve it
- OR
- Plan a new essay which uses this new learning.

15 minutes:

- Make a mind map/ flashcards of key points and include quotations from text.

15 minutes:

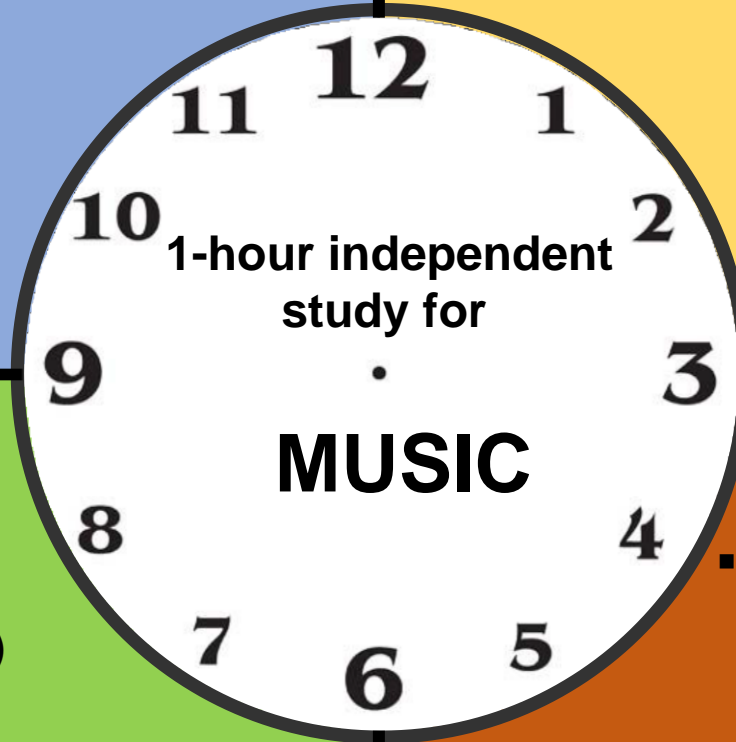
- Consider effect every time.

Set work → Effect → WL point
→ Justification.

15 minutes:

Choose a set work.

- Listen to the set work with your score and/or notes.
- Make a list of musical features under headings for each(relevant) element.



15 minutes:

- Listen to the pieces with scores if possible (on YouTube or from IMSLP)
- Identify musical features in the wider listening pieces which are similar to your set work.
- Write up (e.g on spreadsheet) how the specific feature links to something similar in set work.

15 minutes:

- Make a list of wider listening pieces that may be useful relevant e.g., pieces by the same composer, other movements from the same work, composers/ pieces that may have been influenced by the same work.
- Use Wikipedia/ other searches to facilitate this.

15 minutes:

Exam: Component 1

- In your exam booklet plan a response to question 1 OR 2.

15 minutes:

Exam: Component 1

- Refer to sample response and look at key terms.



15 minutes:

Creating original Drama (Devised):
Component 2

Reflect on your last performance and update your working notebook.

15 minutes:

Exam: Component 1 Section c Live Theatre.

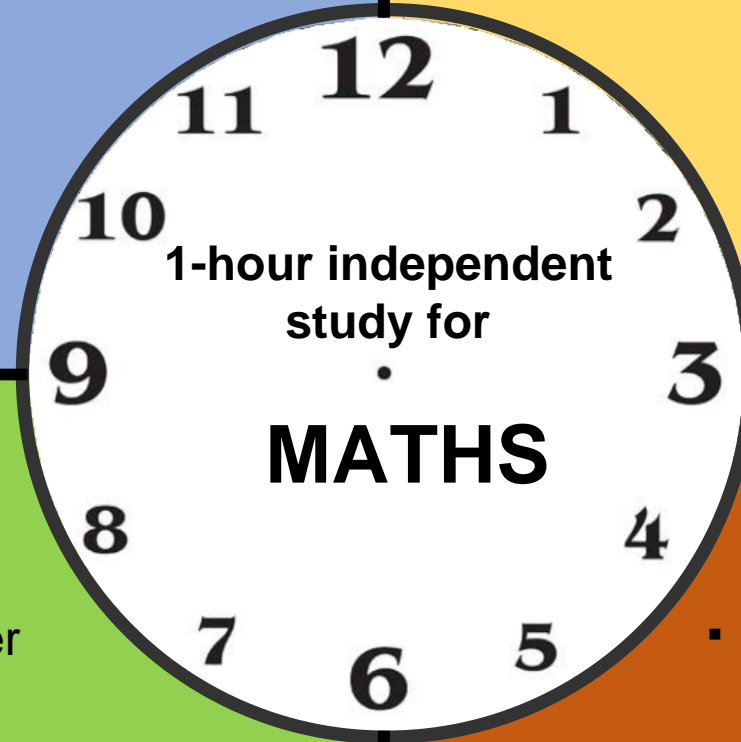
Analyse a piece of Live theatre you have seen and plan a response.

15 minutes:

- Complete any outstanding homeworks.

15 minutes:

- Read through and rewrite the worked examples in the textbook to help improve your understanding.



15 minutes:

- If you are gaining a strong understanding of this topic read over solutions in your group past paper questions.

15 minutes:

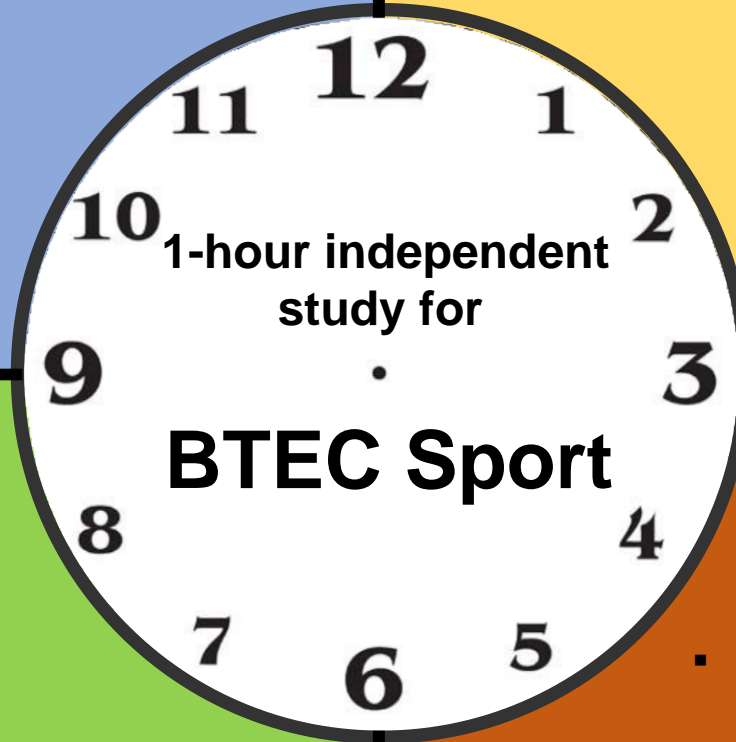
- Try some group past paper questions on the topic you have been revising.

15 minutes:

- Answer BTEC Unit 1 revision questions on one aspect within one topic of your choice.

15 minutes:

- Highlight key areas that you are not confident in within that topic.



15 minutes:

- Create a mini quiz for the class. on that topic

15 minutes:

- Create flashcards with a quick task to complete on that topic.

15 minutes:

- Sketch a key character spider gram with 5 key qualities.
- Make a list of useful 'effect' words – elicits, suggests, triggers etc.

15 minutes:

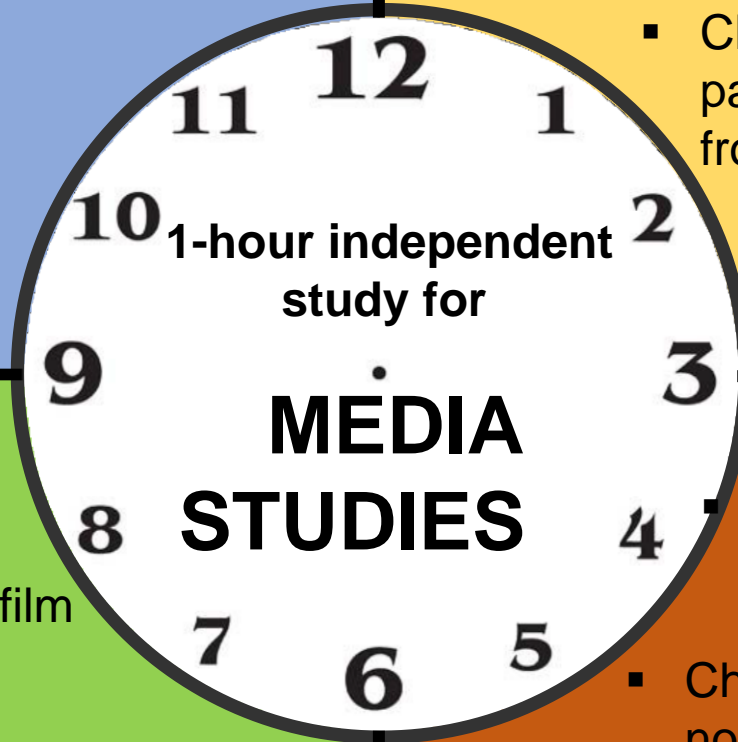
- Choose a focus film and write down key character names.
- For 3 key characters, write a one sentence summary of their plot function.
- Choose a focus scene and write a single paragraph explaining what has changed from the beginning to the end of the scene.

15 minutes:

- Watch a 5-minute video essay Every Frame a Painting/ Nerd writer/ Studio Binder.
- Choose a theme from the focus film and note 3 key moments it is prominent/ explored.
- Choose one technical area sound/ mise en scene/ cinematography/ editing and use it to analyse a film opening and final scene.

15 minutes:

- Ideology spot check. Pick a focus film and write one paragraph on messages and values.
- Choose an emotion – one way to convey it using each technical feature.

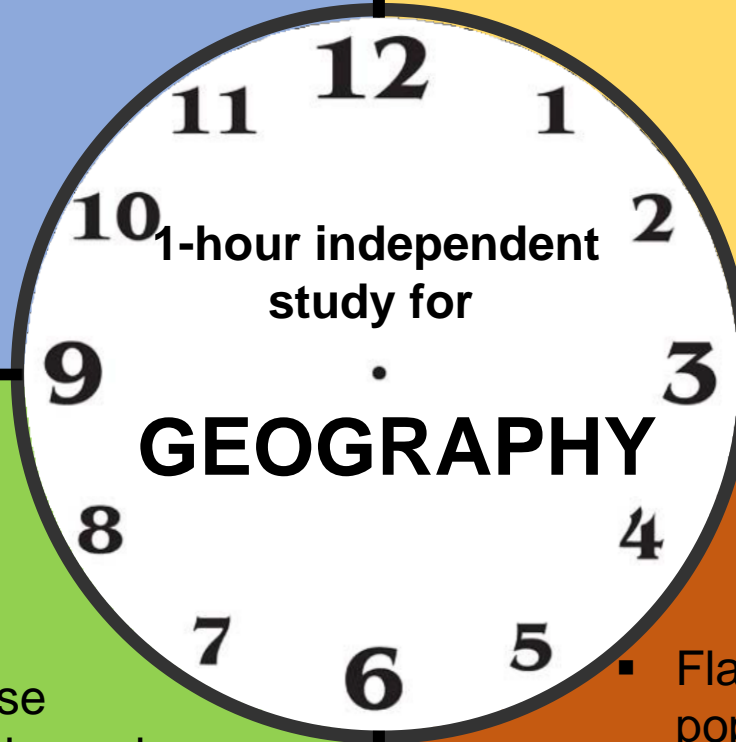


15 minutes:

- Focus on essay planning, write plan.
- Print sample.
- Answer from exam board and mark them.
- Check your marking

15 minutes:

- Consolidate last Human and Physical Geography lesson learning.
- Check class notes are complete.
- Check textbook for extra notes



15 minutes:

- Physical revision.
- Flashcards, concept mapping, case study pop quiz (fill out a case study card from memory).

15 minutes:

- Human revision.
- Flashcards, concept mapping, case study pop quiz (fill out a case study card from memory).

15 minutes:

- Create mind maps/ flashcards/ Quizlet cards with the vocabulary you are currently studying.
- Go through lessons and complete any unfinished work.

15 minutes:

- Work on your individual research project for your speaking exam.
- Use online resources in Kerboodle to support your research.
- Use Kerboodle to complete any interactive activities on the topic you are studying.



15 minutes:

- Read a newspaper/ blog/ listen to a podcast.
- Complete a past paper question.

15 minutes:

- Organise your folder, completing any unfinished work.
- Research and make grammar notes on a tense you are not confident about.

15 minutes:

- Review notes from class.
- Complete a 5 mark question.
- Read a short article.

15 minutes:

- Past paper questions, mark using mark scheme.
- Make a mind map on a key topic.
- Catch up on any missed work.



15 minutes:

- Update flashcards.
- Revise a weak topic
- Test yourself on key concepts.

15 minutes:

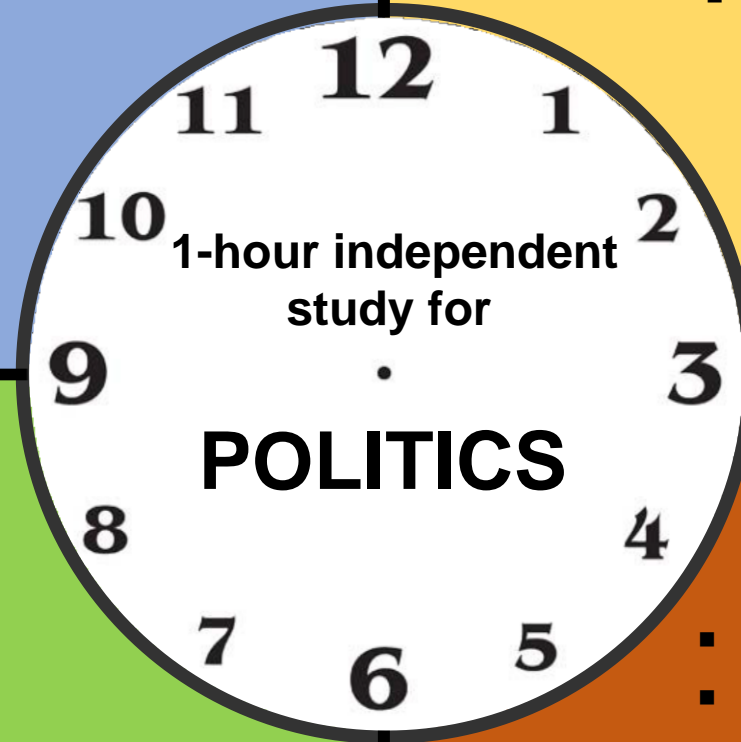
- Plan a 25 mark essay
- Review feedback on past essays.
- Set goals for next week

15 minutes:

- Review notes from class.
- Plan an essay introduction.
- Read a political article.

15 minutes:

- Past paper questions, mark using mark scheme.
- Make a mind map on a key topic.
- Catch up on any missed work.



15 minutes:

- Watch a Parliament debate
- Revise a weak topic
- Test yourself on key concepts.

15 minutes:

- Make 3 exam style questions
- Review peer/example answers
- Revisit legislation/case law
- Update folder organisation.

15 minutes:

- Create mind maps/ flashcards/ Quizlet cards with the vocabulary you are currently studying.
- Go through lessons and complete any unfinished work.

15 minutes:

- Work on your individual assignment
- Read through your current assignment and class notes for exams.



15 minutes:

- Read a newspaper/ blog/ listen to a podcast.
- Complete a past paper question. Use the recommended media to enhance assignments (Documentaries etc).

15 minutes:


- Organise your folder completing any unfinished work.
- Check your reference list and reference using the Harvard reference system.

15 minutes:

- Review class notes.
- Work on current assignment.
- Flashcards on travel.

15 minutes:

- Research a global travel destination.
- Reflect on what you learnt this week.
- Mind map on customer destinations.



15 minutes:

- Update coursework checklist.
- Create a mini poster summary.

15 minutes:

- Catch up assignment work.
- Tidy folder.
- Past paper questions using mark scheme.

15 minutes:

- Create mind maps/ flashcards/ Quizlet cards with the exam topic key information.
- Go through lessons and complete any unfinished work.

15 minutes:

- Work on your individual assignments



15 minutes:

- Complete your corrections from assignment feedback
- Reference your assignment

15 minutes:

- Organise your folder completing any unfinished work

15 minutes:

- Check you have no missing work from your portfolio.

15 minutes:

- Make sure your work is in order and pages are tidy.
- Proofread your work.



15 minutes:

- Check all your work is handed in on Google Classroom.

15 minutes:

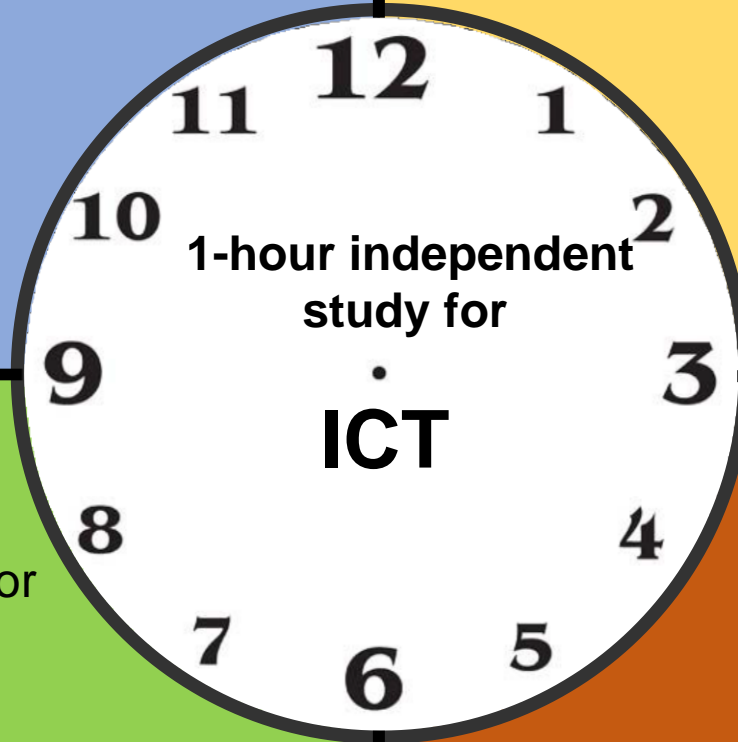
- Go through the resources on Google Classroom and use them to complete current classwork task.

15 minutes:

- Check you have no missing work from all units

15 minutes:

- Make sure your work is in order and pages are tidy for all units.



15 minutes:

- Check all your work is available for your teacher on onedrive.

15 minutes:

- Proofread your work

15 minutes:

- Complete an exam question in black pen.
- Use blue pen to add detail from notes.
- Check answer using mark scheme. Correct in green.
- Make revision card with key points.

15 minutes:

- Pick a topic/ unit/ lesson to consolidate.
 - Create a Cornell Notes page to review key learning
- OR**
- Create a Revision Clock

15 minutes:

- Complete a SLOP pack.
- create a booklet/Kahoot quiz on the topic of your choice and upload to GC for other to try.

15 minutes:

- Use the exam scheme and write a suitable question for that answer.
- Or**
- Decode an exam question - explain what the question wants you to do - Check with a friend - do they agree?

