

15 minutes:

- Watch a subject specific video that has been uploaded to GC.
- Make bullet points on this
- Consider how you can apply this to what you have learnt.

15 minutes:

- Examine exam questions on a specific topic.
- Choose the question you find the most difficult and write down what you already know.



15 minutes:

- Plan an answer to the question you have chosen
- Find a model answer and compare its content to your plan.
 - Read examiners feedback report.

15 minutes:

- Look up and create revision notes on the theme/focus. Accompany with imagery and symbols.

15 minutes:

- Check your Google Classroom for each Business unit for any outstanding work.
- Get yourself up-to-date.

15 minutes:

- Listen to a Business podcast/YouTube Video.
- Make notes on links to the Business Unit specifications.



15 minutes:

- Read the Business News on BBC.
- Make links to what you have read to what you have learnt in class.

15 minutes:

- Create flashcards with key Business words from a topic.
- Look up any words that you do not understand on Tutor2U.
- Test yourself using the flashcards.

15 minutes:

Create an A4 Mind map on themes that interest you? for example:

Architecture, exotic plants/flowers, birds of prey, decay, skulls, transport, human form, insects, identity, war, food etc...

15 minutes:

Independently select artist number 2 that is linked to your chosen theme.

What media do they use?
How do they experiment with the formal elements?
What themes appear in their work?
Who/what inspired the artist?
Is their work contemporary? why/why not?

15 minutes:


Independently select artist number 1 that is linked to your chosen theme.

What media do they use?
How do they experiment with the formal elements?
What themes appear in their work?
Who/what inspired the artist?
Is their work contemporary? why/why not?

15 minutes:

Please select 2 examples from each artist, you will now create 2 responses.

You will also need to gather smaller A7 size images for your book to support your analysis.
4-6 in total.



15 minutes:

- Self assess which is better.

WHY?

15 minutes:

- Look at last essay feedback to identify a theme/context you need to develop.
- Login to EMC and find an article and focus on that theme for your text.
 - Read and highlight.



15 minutes:

- Go back to the essay and use new understanding to improve it
- OR
- Plan a new essay which uses this new learning.

15 minutes:

- Make a mind map/ flashcards of key points and include quotations from text.

15 minutes:

Exam: Component 1

- In your exam booklet plan a response to question 1 OR 2.

15 minutes:

Exam: Component 1

- Refer to sample response and look at key terms.



15 minutes:

Creating original Drama (Devised): Component 2

Reflect on your last performance and update your working notebook.

15 minutes:

Exam: Component 1 Section c Live Theatre.

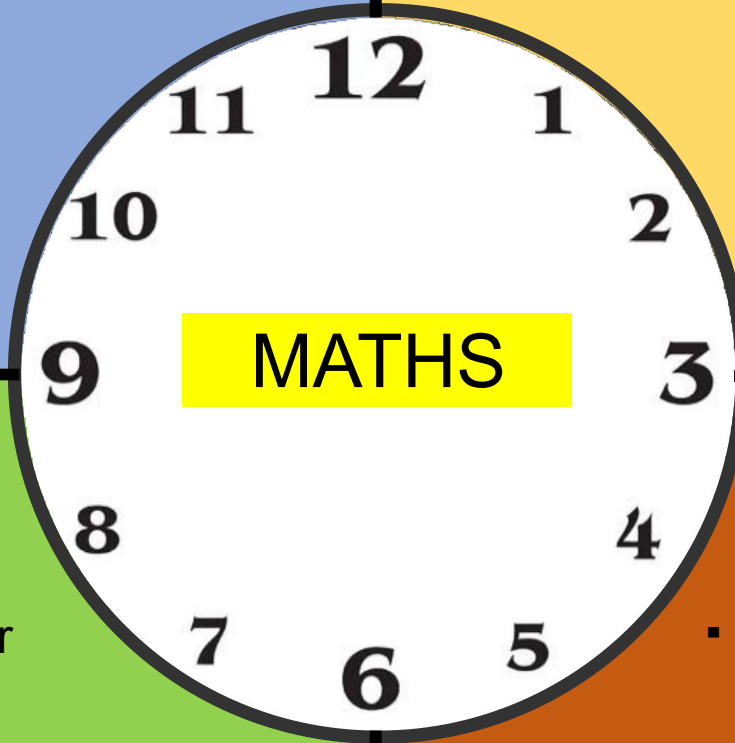
Analyse a piece of Live theatre you have seen and plan a response.

15 minutes:

- Complete any outstanding homeworks.

15 minutes:

- Read through and rewrite the worked examples in the textbook to help improve your understanding.



15 minutes:

- If you are gaining a strong understanding of this topic read over solutions in your group past paper questions.

15 minutes:


- Try some group past paper questions on the topic you have been revising.

15 minutes:

- Answer BTEC Unit 1 revision questions on one aspect within one topic of your choice.

15 minutes:

- Highlight key areas that you are not confident in within that topic.



15 minutes:

- Create a mini quiz for the class. on that topic

15 minutes:

- Create flashcards with a quick task to complete on that topic.

15 minutes:

- Sketch a key character spider diagram with 5 key qualities.
- Make a list of useful 'effect' words – elicits, suggests, triggers etc.

15 minutes:

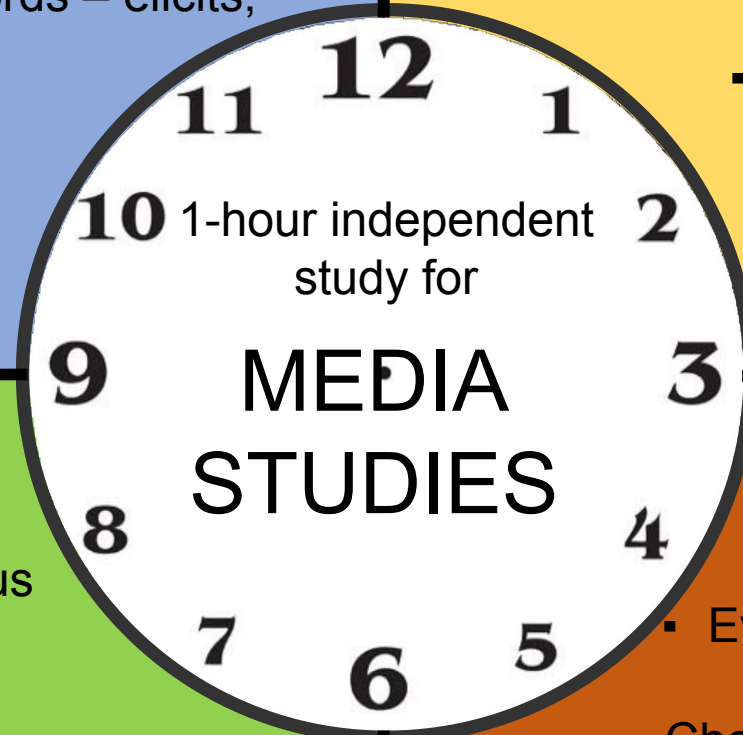
- Choose a focus film and write down key character names.
- For 3 key characters, write a one sentence summary of their plot function.
- Choose a focus scene and write a single paragraph explaining what has changed from the beginning to the end of the scene.

15 minutes:

- Ideology spot check. Pick a focus film and write one paragraph on messages and values.
- Choose an emotion – one way to convey it using each technical feature.

15 minutes:

- Watch a 5-minute video essay.
- Every Frame a Painting/ Nerdwriter/ Studio Binder.
- Choose a theme from the focus film and note 3 key moments it is prominent/ explored.
- Choose one technical area sound/ mise en scene/ cinematography/ editing and use it to analyse a film opening and final scene.

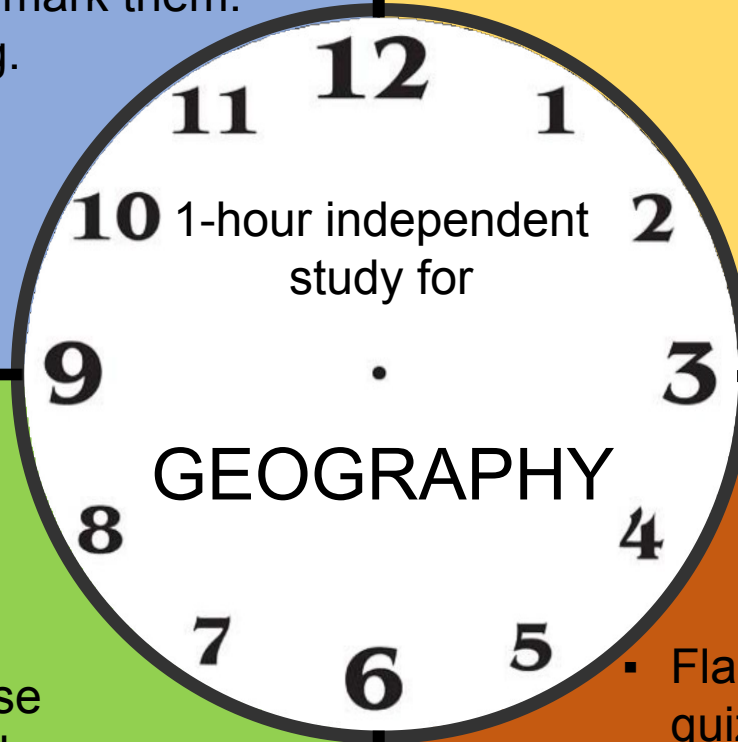


15 minutes:

- Focus on essay planning.
 - Write plan.
 - Print sample.
- Answer from exam board and mark them.
 - Check your marking.

15 minutes:

- Consolidate last Human and Physical Geography lesson learning.
- Check class notes are complete.
- Check textbook for extra notes.



15 minutes:

- Physical revision.
- Flashcards, concept mapping, case study pop quiz (fill out a case study card from memory).

15 minutes:

- Human revision.
- Flashcards, concept mapping, case study pop quiz (fill out a case study card from memory).

15 minutes:

- Create mind maps/ flashcards/ Quizlet cards with the vocabulary you are currently studying.
- Go through lessons and complete any unfinished work.

15 minutes:

- Work on your individual research project for your speaking exam.
 - Use online resources in Kerboodle to support your research.
- Use Kerboodle to complete any interactive activities on the topic you are studying

15 minutes:

- Read a newspaper/ blog/ listen to a podcast.
- Complete a past paper question.

15 minutes:

- Organise your folder completing any unfinished work
- Research and make grammar notes on a tense you are not confident about



15 minutes:

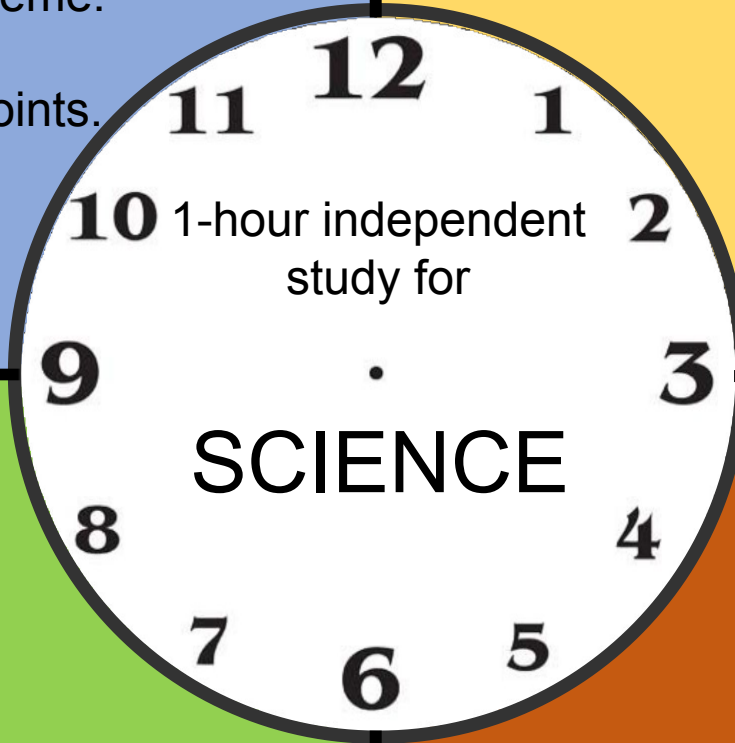
- Complete an exam question in black pen.
- Use blue pen to add detail from notes.
- Check answer using mark scheme. Correct in green.
- Make revision card with key points.

15 minutes:

- Pick a topic/ unit/ lesson to consolidate.
- Create a Cornell Notes page to review key learning

OR

Create a Revision Clock



15 minutes:

- Complete a SLOP pack.
- create a booklet/ kahoot quiz on the topic of your choice and upload to GC for others to try.

15 minutes:

Use the exam scheme and write a suitable question for that answer.

Or

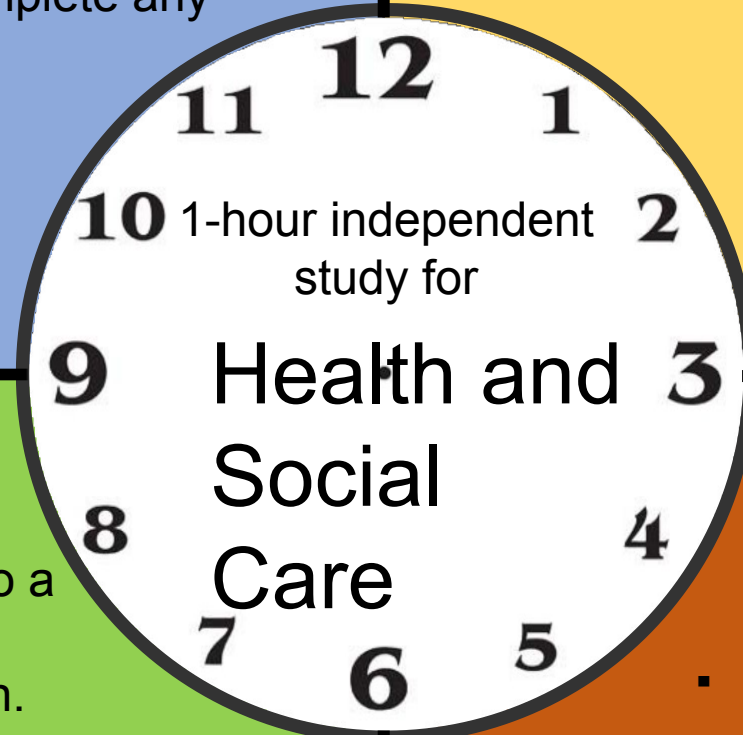
Decode an exam question - explain what the question wants you to do - Check with a friend - do they agree?

15 minutes:

- Create mind maps/ flashcards/ Quizlet cards with the vocabulary you are currently studying.
 - Go through lessons and complete any unfinished work.

15 minutes:

- Work on your individual assignment
- Read through your current assignment and class notes for exams



15 minutes:

- Read a newspaper/ blog/ listen to a podcast.
- Complete a past paper question.
- Use the recommended media to enhance assignments (Documentaries etc)

15 minutes:

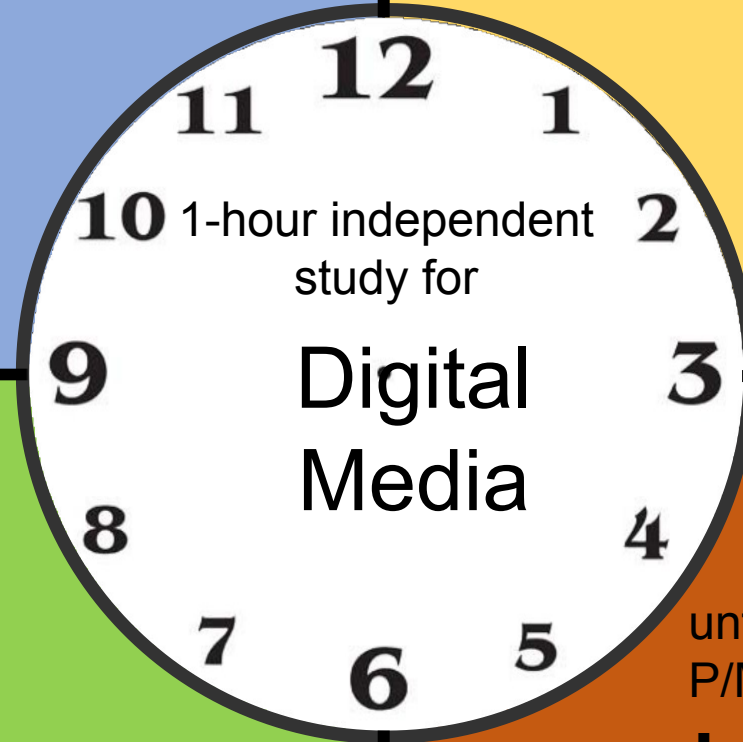
- Organise your folder completing any unfinished work
- Check your reference list and reference using the harvard reference system.

15 minutes:

- Create mind maps/ flashcards/ Quizlet cards with Media Specific vocabulary
 - Go through lessons and complete any unfinished work.

15 minutes:

- Revise Media Theories
 - Create specific links to your media products.
- Use past paper questions to link your media product to specific theories.



15 minutes:

- Complete planning materials for advertisement / media product- provide evidence.
- Use editing software to go through post-production stages of your advertisement/ media product.

15 minutes:

- Organise your folder completing any unfinished work paying attention to specific P/M/D tasks.
- Ensure all conventions of a script have been completed to Distinction standard.

15 minutes:

- Create mind maps/ flashcards/ Quizlet cards with the exam topic key information.
 - Go through lessons and complete any unfinished work.

15 minutes:

- Work on your individual assignments



15 minutes:

- Complete your corrections from assignment feedback
- Reference your assignment

15 minutes:

- Organise your folder completing any unfinished work

15 minutes:

- Check you have no missing work from your portfolio.

15 minutes:

Make sure your work is in order and pages are tidy.

Proofread your work.



15 minutes:

- Check all your work is handed in on Google Classroom.

15 minutes:

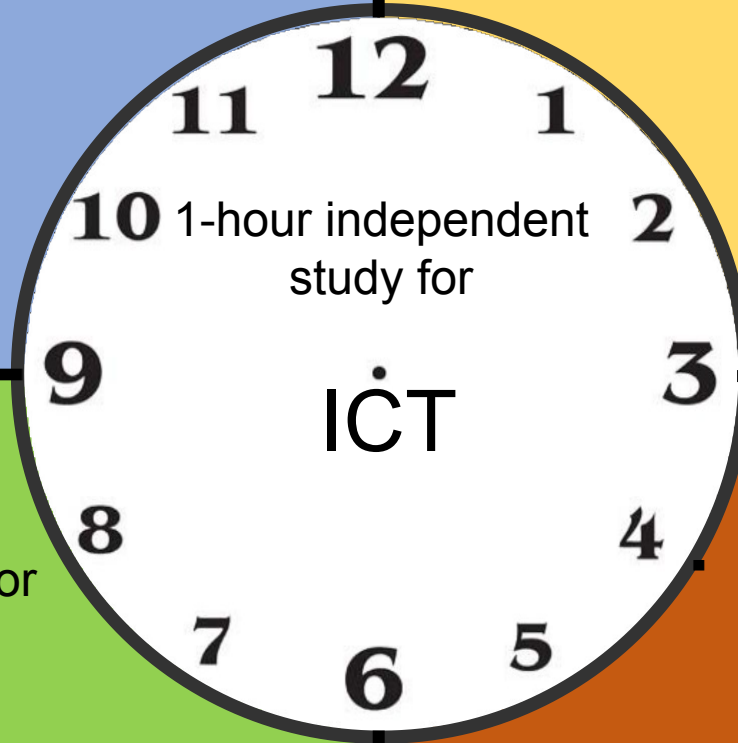
Go through the resources on Google Classroom and use them to complete current classwork task.

15 minutes:

- Check you have no missing work from all units

15 minutes:

Make sure your work is in order and pages are tidy for all units.



15 minutes:

- Check all your work is available for your teacher on onedrive.

15 minutes:

- Proofread your work