




The Parents' Guide to Google Classroom



Getting Started



Pupils must be use their C2k email address and password to access Google Classroom

For example, ouser123@c2ken.net

Getting Started



1

Click on the Google Chrome
or Internet Explorer
browser icon

Getting Started

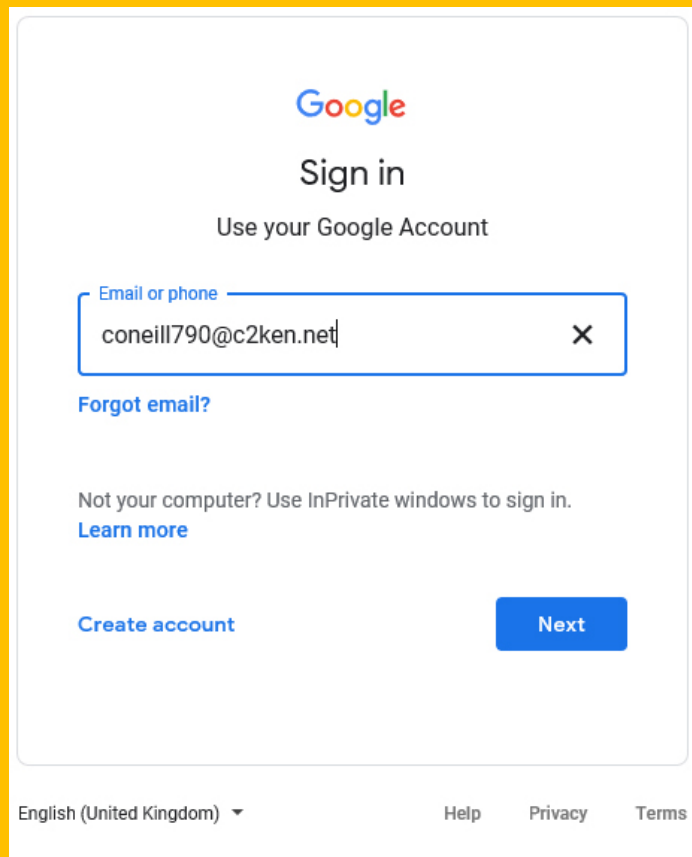
Type www.classroom.google.com

into your web
address bar.



2

Getting Started



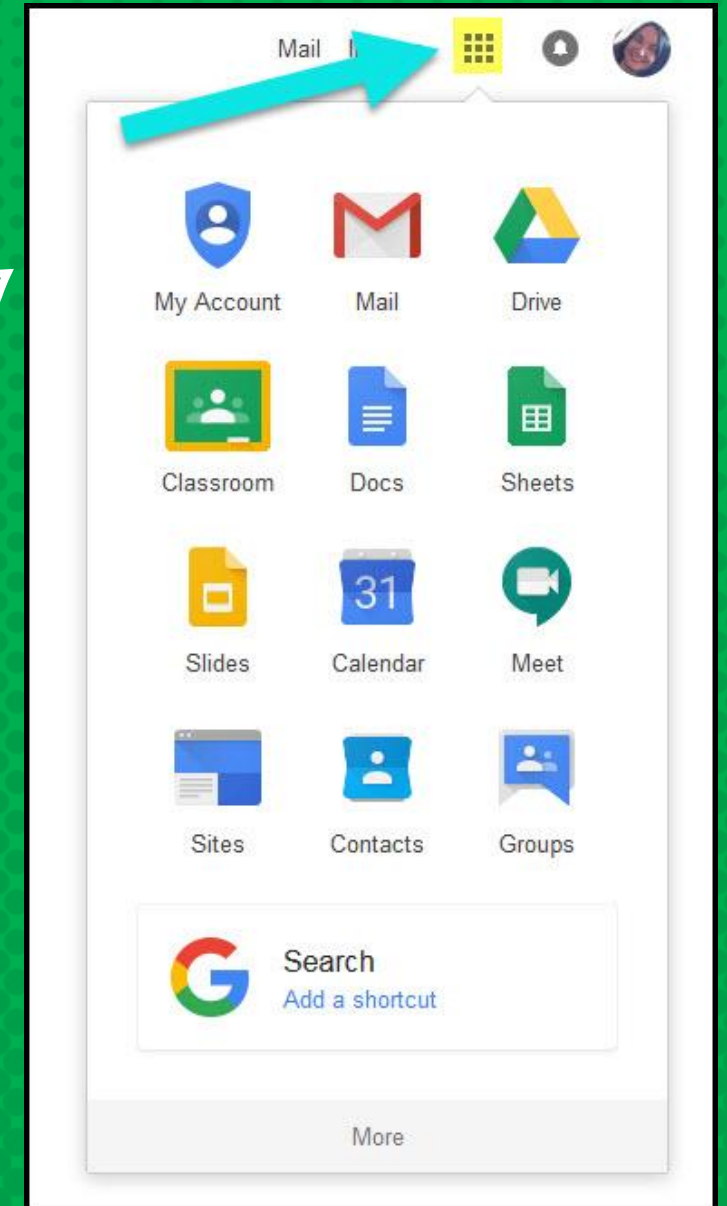
The screenshot shows the Google sign-in interface. At the top is the Google logo, followed by 'Sign in' and 'Use your Google Account'. Below this is a text input field labeled 'Email or phone' containing the email address 'coneill790@c2ken.net'. To the right of the input field is a small 'x' icon. Below the input field is a link that says 'Forgot email?'. Further down, there is a line of text: 'Not your computer? Use InPrivate windows to sign in.' followed by a link 'Learn more'. At the bottom left is a link 'Create account' and at the bottom right is a blue button labeled 'Next'. The footer of the page includes 'English (United Kingdom)' with a dropdown arrow, and links for 'Help', 'Privacy', and 'Terms'.

3

Type in your child's
C2k Email address,
click and **Password**

GOOGLE SUITE

Click on the 9 squares
(Waffle/Rubik's Cube) icon in the
top right hand corner to
access Google Classroom



GOOGLE ICONS TO RECOGNIZE:



CHROME



DOCS




DRIVE



SLIDES



SHEETS



FORMS



CALENDAR



GMAIL



PHOTOS



MAPS



KEEP



CLASSROOM



MEET



HANGOUTS



SITES



CONTACTS



CLOUD



CLOUD SEARCH



YOUTUBE




NEWS



VAULT



MY ACCOUNT

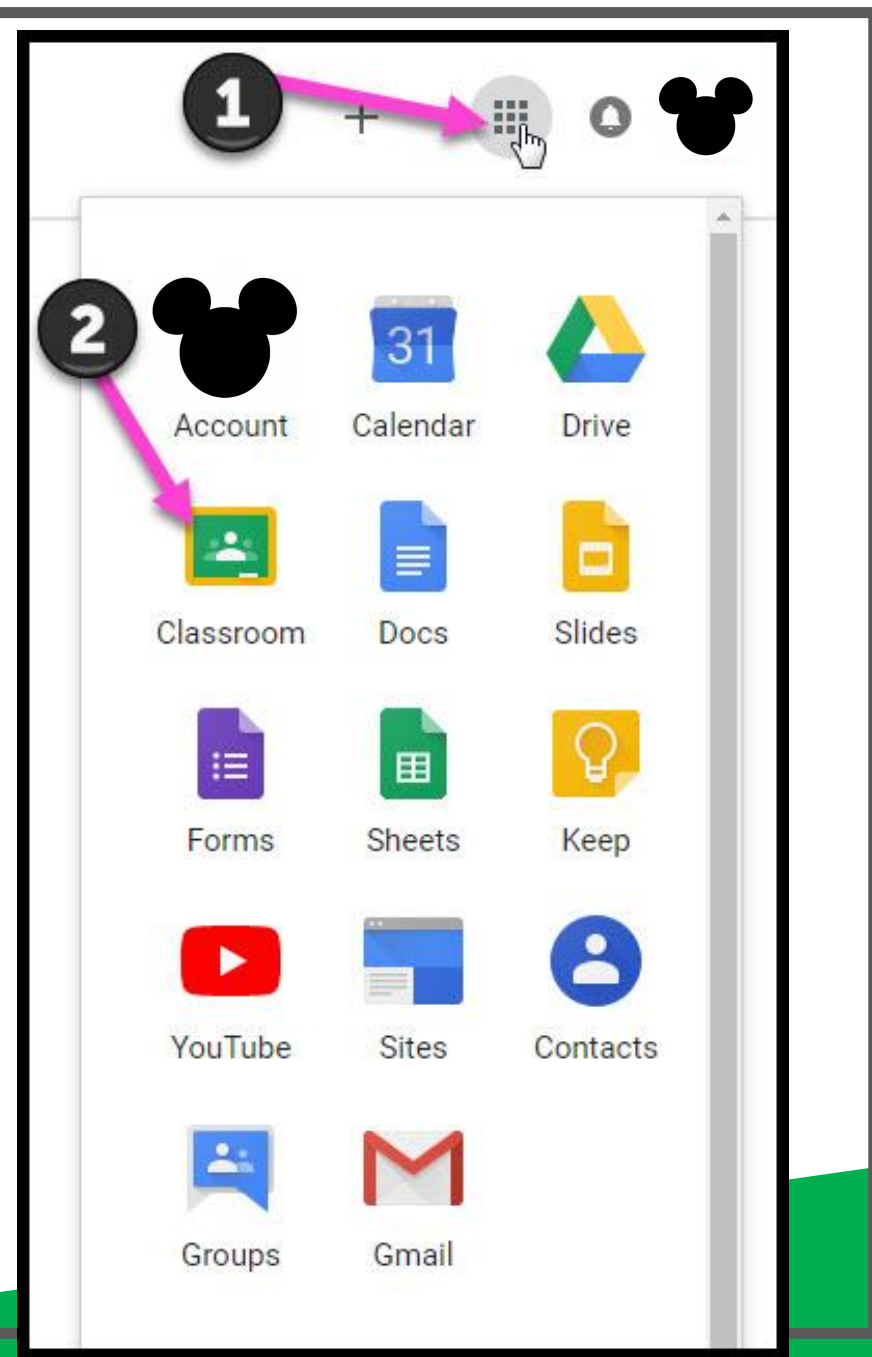


GROUPS

Navigating Classroom

1

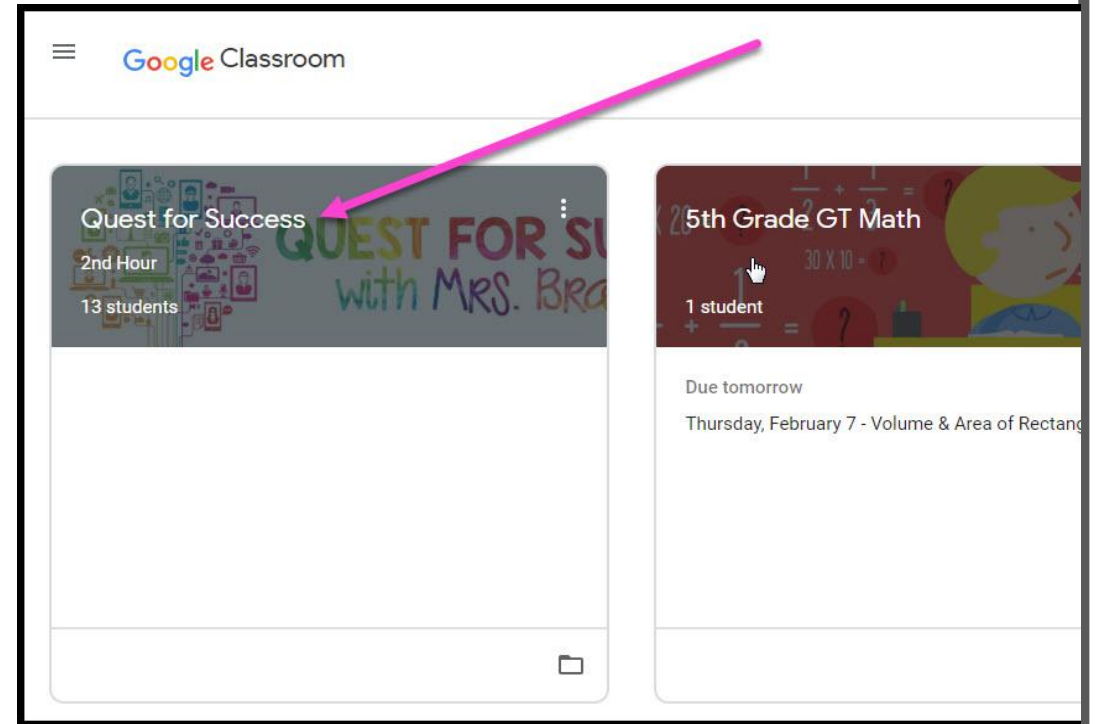
Click on the waffle button and then the Google Classroom icon.



Navigating Classroom

2

Click on the class you wish to view.

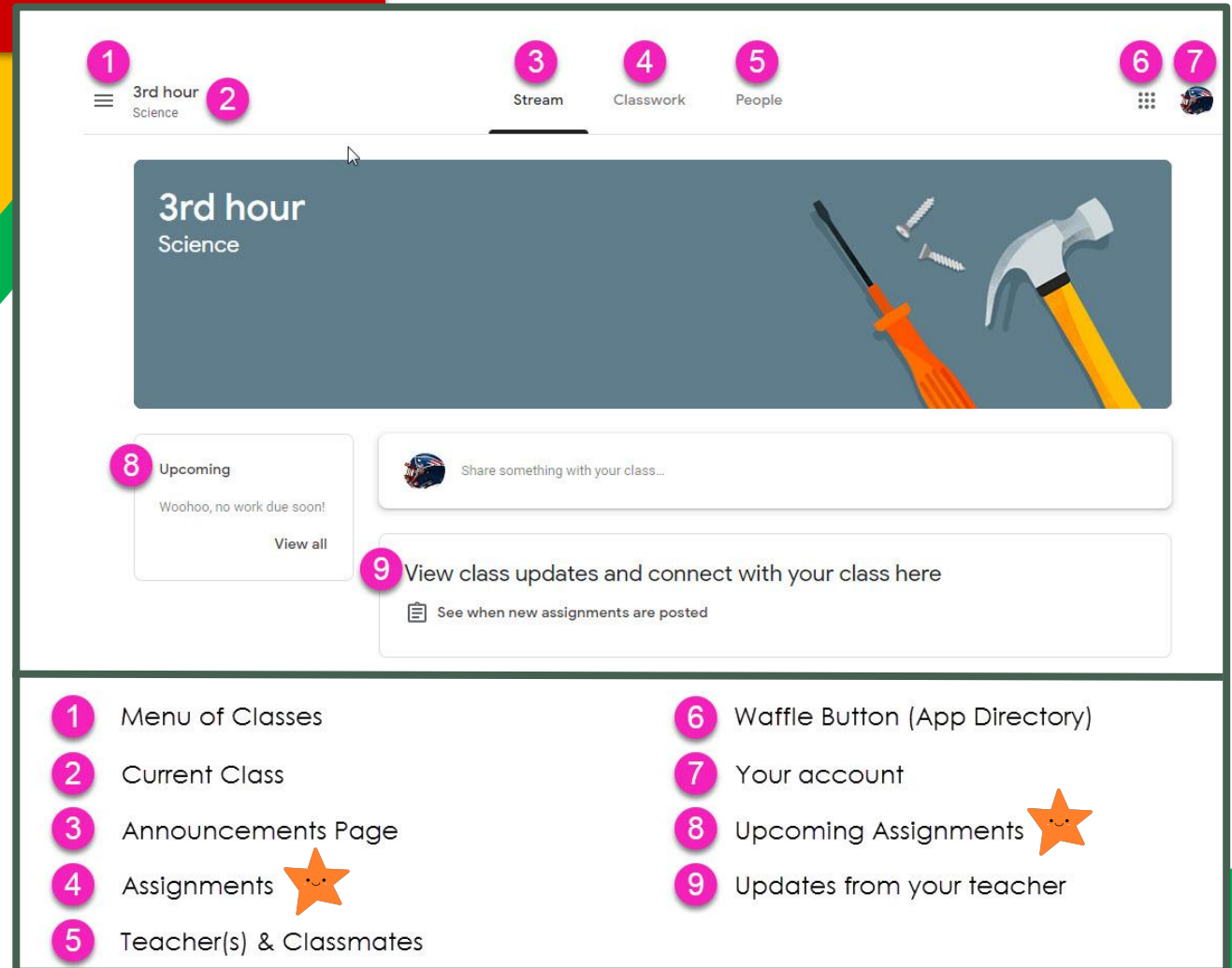


Navigating Classroom



 = High Interest for Parents

3

Page tools
(Left side)



The screenshot shows the Classroom app interface for a class named "3rd hour Science". The interface includes a top navigation bar with tabs for Stream, Classwork, and People. A left sidebar contains a menu of classes. The main content area displays the class name, a cover image of tools, and a section for upcoming assignments. A bottom section shows class updates and a share button. Numbered callouts 1-9 point to specific UI elements: 1. Menu of Classes, 2. Current Class, 3. Announcements Page, 4. Assignments (marked with a star icon), 5. Teacher(s) & Classmates, 6. Waffle Button (App Directory), 7. Your account, 8. Upcoming Assignments (marked with a star icon), and 9. Updates from your teacher.

- 1 Menu of Classes
- 2 Current Class
- 3 Announcements Page
- 4 Assignments 
- 5 Teacher(s) & Classmates
- 6 Waffle Button (App Directory)
- 7 Your account
- 8 Upcoming Assignments 
- 9 Updates from your teacher

Navigating Classroom

4

Assignment
details

The screenshot shows the Classroom interface with the following elements and callouts:

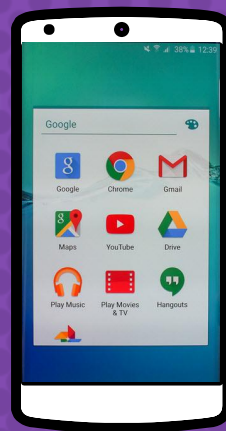
- 1** Classwork Tab
- 2** View your work
- 3** Google Calendar
- 4** Class Drive folder
- 5** All topics
- 6** Benchmark Tests
- 7** For the Week of September 2 - 6
- 8** Due Today
- 9** Assigned
- 10** Attached files/links
- 11** View Assignment

The interface displays the following content:

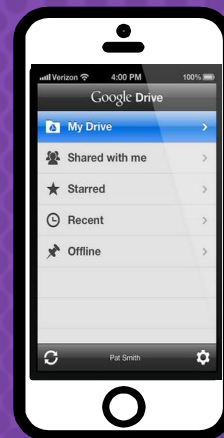
- Stream, Classwork, People tabs
- View your work, Google Calendar, Class Drive folder
- All topics, Benchmark Tests, Daily Lesson Files, Assessments, Back to School, Resources
- Benchmark Tests: STAR Math Benchmark Test - BOY (Due Sep 3)
- Daily Lesson Files: For the Week of September 2 - 6 (Due Today)
- Posted Sep 3
- Monday - NO SCHOOL (Labor Day)
- Tuesday - Multistep Equations (Also STAR Math Benchmark)
- Wednesday - Variables on Both Sides
- Thursday - Infinite & No Solution Equations
- Friday - Algebraic Proportions
- Day 1 - Multistep Equations PDF
- Day 2 - Variables on Both Sides PDF
- Day 3 - Infinite & No Solution Equations PDF
- Day 4 - Algebraic Proportions PDF
- View Assignment

1	Classwork Tab	5	Topics available	9	Assignment Status
2	See your Grades	6	Topic Headings	10	Attached files/links
3	See Due Dates	7	Assignment Title	11	Click to view assignment
4	View your files	8	Assignment Due Date		

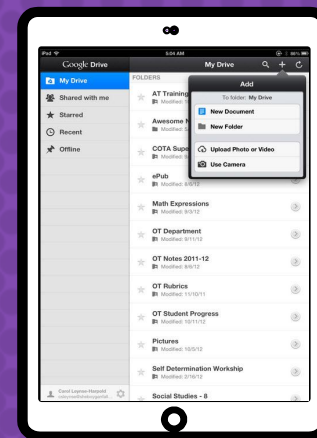
ACCESS **ANYWHERE**



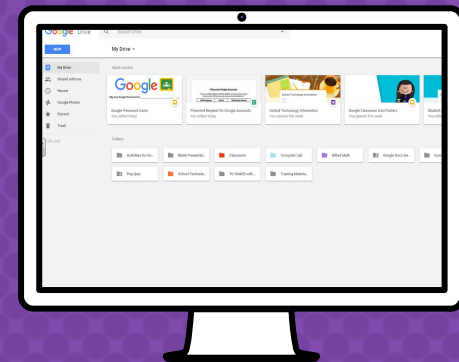
ANDROID



IPHONE



TABLET



DESKTOP



GOOGLE APPS

allow you to edit Google
assignments from
any device that is connected
to the internet!



Download on the
App Store



GET IT ON
Google Play